

Day 1: Write a setting description



Your task

Write a paragraph describing this scene. Make sure there are at least five sentences, but feel free to write more as this is always a good thing.

Advice for you

Make sure you start each of your sentences telling me where to look for the feature you are describing (this will be your fronted adverbial so remember to put a comma after it when you have written it).

Make sure you include lots of expanded noun phrases to describe all the different features and make sure if you have more than one adjective, used a comma to split them up (no more than three adjectives though for each feature).

Can you complete your sentence by telling me something that feature is doing, this would be amazing.

Some example sentences could be:

Staring towards the sky, a cat-like, stone statue is laying on the sand. All along the ground, the fine, golden, wavy sand surrounds everything it sees.

Day 2 to 5: Create a non-chronological report

For the next four days, you will research and write a non-chronological report about Egyptian Gods. First, you will research 4 Egyptian Gods. Next you will write your heading and introduction. For the last two days you will write a sub-title and paragraph about each of your gods. For fun, you might want to draw them too.

A non-chronological report has the following format

Heading (what is your non-chronological report about)

Introduction paragraph (what are you going to give me information about, who they are you could list and find a way to tell me to read on)

Sub-heading (what particular thing is this paragraph about)

Paragraph (all the details about it and try to write about two or three sentences in it at least)

Repeat the sub-heading and paragraph at least two more times (more if you have more than three things you want to write about)

Day 2 Task - Research 3 Egyptian Gods

Today, you are going to get find out information about different Egyptian Gods.

Make notes about each Egyptian God that you choose. Try and find out about 4 facts or pieces of information about each of your Gods. One of the things you must find out is what they are the God of. Here are some websites you can use.

<https://www.twinkl.co.uk/teaching-wiki/the-egyptian-gods>

<http://www.primaryhomeworkhelp.co.uk/egypt/gods.htm>

<https://www.historyforkids.net/egyptian-gods.html>

If you have issues accessing websites, there are some pages at the end of this document with information about Egyptian Gods you could use. If you can use the websites, these are more informative.

Day 3 - Write your title and introduction

Task One - The title

Just 'Egyptian Gods' is a bit boring isn't it. Can you come up with an imaginative title to attract your reader. Use your skills with expanded noun phrases to make your title make the reader want to read your non-chronological report.

Task Two - Introduction

Introduce your non-chronological report. You might need to write three sentences here.

The first sentence needs to say what you are writing your non-chronological report and might want to ask a question (Have you ever wondered..., Did you know that...) to attract your reader. Remember an important piece of punctuation for this sentence. In your second sentence, you could list some of the Gods (maybe all of the ones you have researched). Lastly, you can write a sentence to say something about reading on to find out more about Egyptian Gods.

Things to remember!

Again, think of your skills using expanded noun phrases.

Also, remember to start your sentences in different ways using adverbs or adverbial phrases (follow these with a comma remember)

Day 4 - Sub-headings and paragraphs

Today you are going to be writing about **two of your chosen Gods**. There will be two steps to each of the Gods you are writing about.

Step 1 - An interesting sub-heading

Write a sub-heading, but make it interesting. You could include words that suggest what your chosen God is a god of. If they are a God of War, then you could have powerful, fighting, warrior in your sub-heading.

Step 2 - Your paragraph

Taking your four facts you found about your Egyptian God and put them into good quality sentences. I would start by saying what your God is in charge of or responsible for. After this, write the other three things you found out. Remember, good quality sentences please.

Do this for two of your Gods only today!

Things to remember!

Again, think of your skills using expanded noun phrases.

Also, remember to start your sentences in different ways using adverbs or adverbial phrases (follow these with a comma remember)

Can you join two of your facts together using a conjunction (and, but, or, so, because, since, although). Be sure that if you do, the sentence still makes sense.

Day 5 - Sub-headings, paragraphs, editing and writing up

Today you are going to be writing about **your third god** and then going back to edit and check your work.

Task 1 - Sub-heading and paragraph about your third God

Write a sub-heading, but make it interesting. You could include words that suggest what your chosen God is a god of. If they are a God of War, then you could have powerful, fighting, warrior in your sub-heading.

Taking your four facts you found about your Egyptian God and put them into good quality sentences. I would start by saying what your God is in charge of or responsible for. After this, write the other three things you found out. Remember, good quality sentences please.

Things to remember!

Again, think of your skills using expanded noun phrases.

Also, remember to start your sentences in different ways using adverbs or adverbial phrases (follow these with a comma remember)

Can you join two of your facts together using a conjunction (and, but, or, so, because, since, although). Be sure that if you do, the sentence still makes sense.

Task 2 - Editing your work

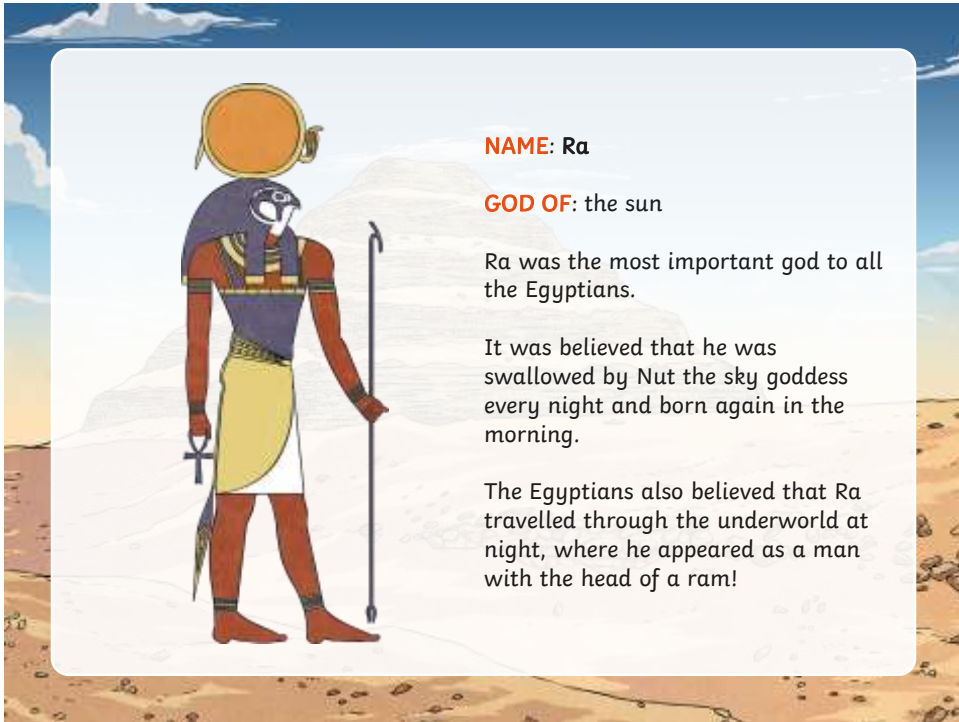
Go back and check all of your work. Look out for the following things you might need to check.

- Full stops are followed by new sentences with capital letters.
- Any names of Gods or places are proper nouns, so they need capital letters.
- Have you started the sentences in your paragraphs in different ways and not using the same words or boring words like 'they' or 'then'.
- You have commas after any adverbs or fronted adverbials at the start of sentences
- Someone (an adult or older sibling) has checked words that might need their spelling checked.

Task 3 - Write up a final draft

With all of your changes from your editing, write up your final draft in your neatest handwriting. Make sure your changes are included, you worked hard to correct them in your first draft.

Once this is written, as an additional bit of fun, can you draw your Gods and give them captions saying who they are and what they are a God of?



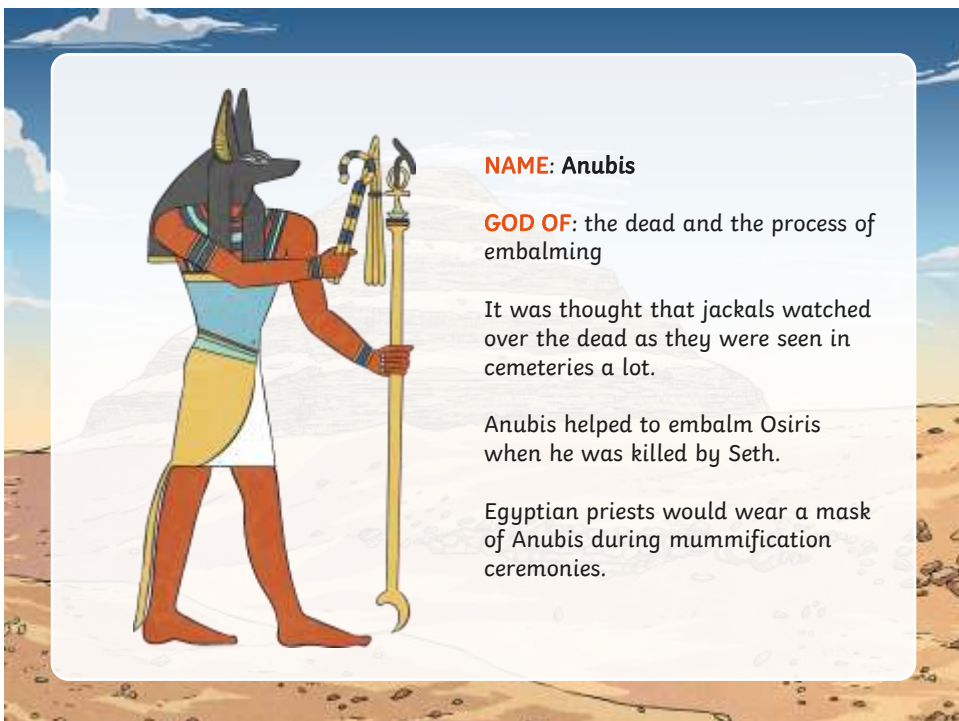
NAME: Ra

GOD OF: the sun

Ra was the most important god to all the Egyptians.

It was believed that he was swallowed by Nut the sky goddess every night and born again in the morning.

The Egyptians also believed that Ra travelled through the underworld at night, where he appeared as a man with the head of a ram!



NAME: Anubis

GOD OF: the dead and the process of embalming

It was thought that jackals watched over the dead as they were seen in cemeteries a lot.

Anubis helped to embalm Osiris when he was killed by Seth.

Egyptian priests would wear a mask of Anubis during mummification ceremonies.



NAME: Osiris

GOD OF: the dead and the underworld.

Osiris was also a god of resurrection and fertility.

The Egyptians believed that he gave them the gift of their most important crop, barley.

Osiris was the husband of Isis and the father of Horus.



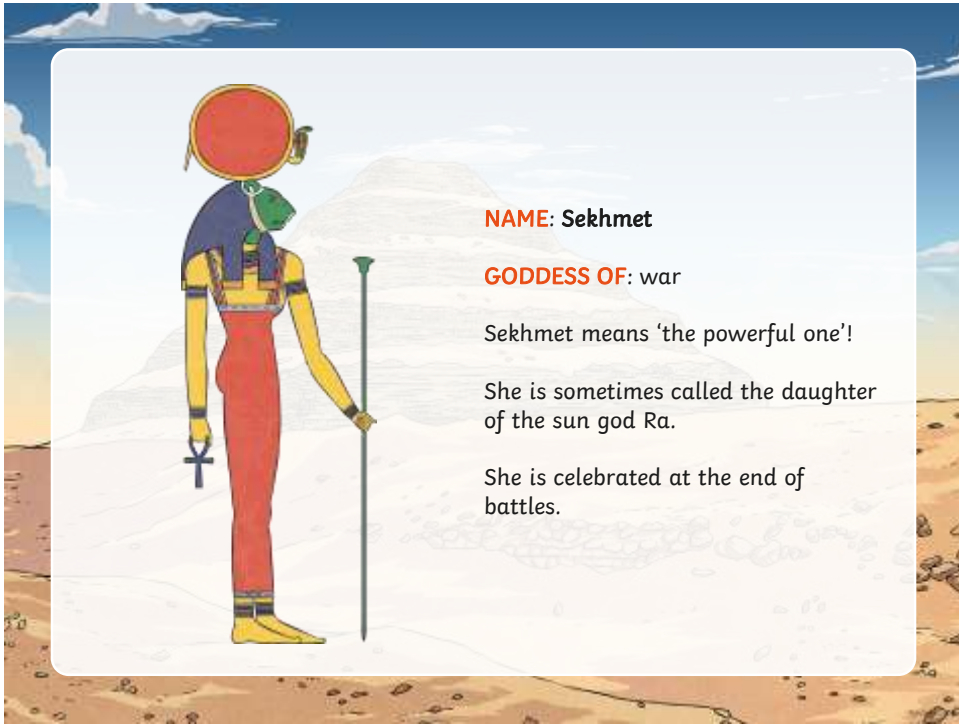
NAME: Nut and Geb

GOD/GODDESS OF: Nut – the sky, Geb – the earth

Nut's body is stretched across the sky and covered in stars. She and Geb are the parents of Isis and Osiris.

Nut is the sister/wife of Geb and it is believed that Nut swallowed Ra, the sun god at the end of every day and gave birth to him again in the morning.

It was believed that earthquakes are caused by Geb's laughing.



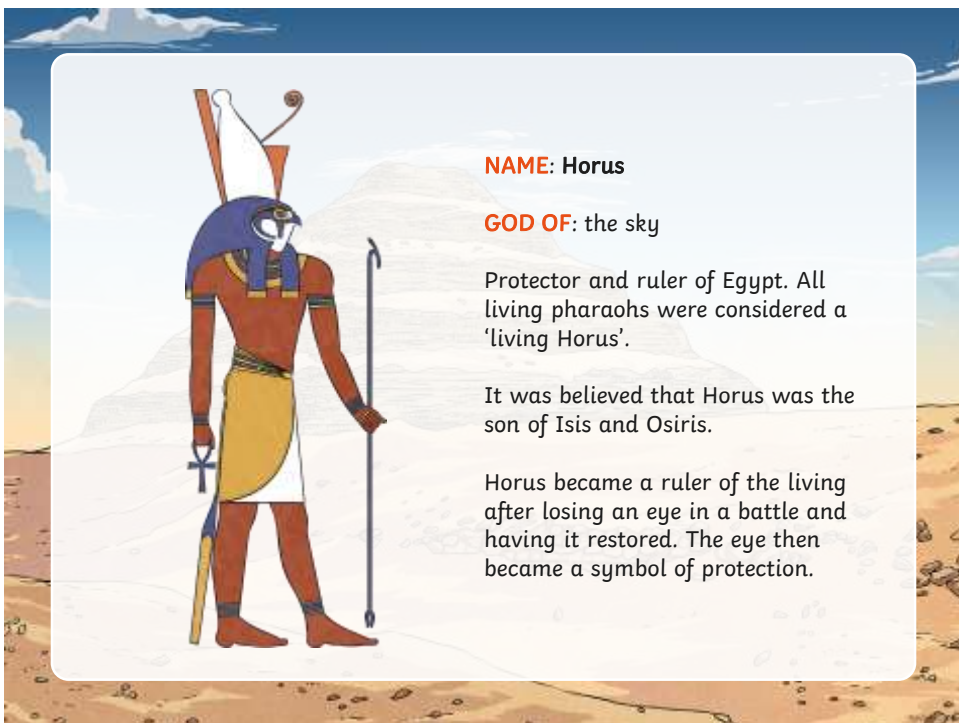
NAME: Sekhmet

GODDESS OF: war

Sekhmet means 'the powerful one'!

She is sometimes called the daughter of the sun god Ra.

She is celebrated at the end of battles.



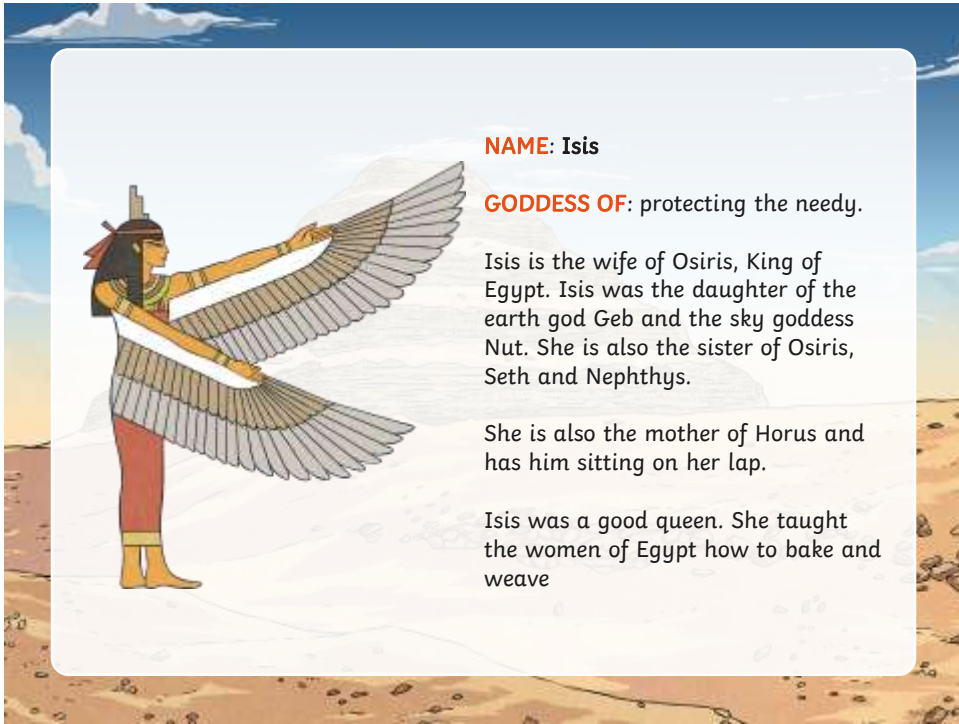
NAME: Horus

GOD OF: the sky

Protector and ruler of Egypt. All living pharaohs were considered a 'living Horus'.

It was believed that Horus was the son of Isis and Osiris.

Horus became a ruler of the living after losing an eye in a battle and having it restored. The eye then became a symbol of protection.



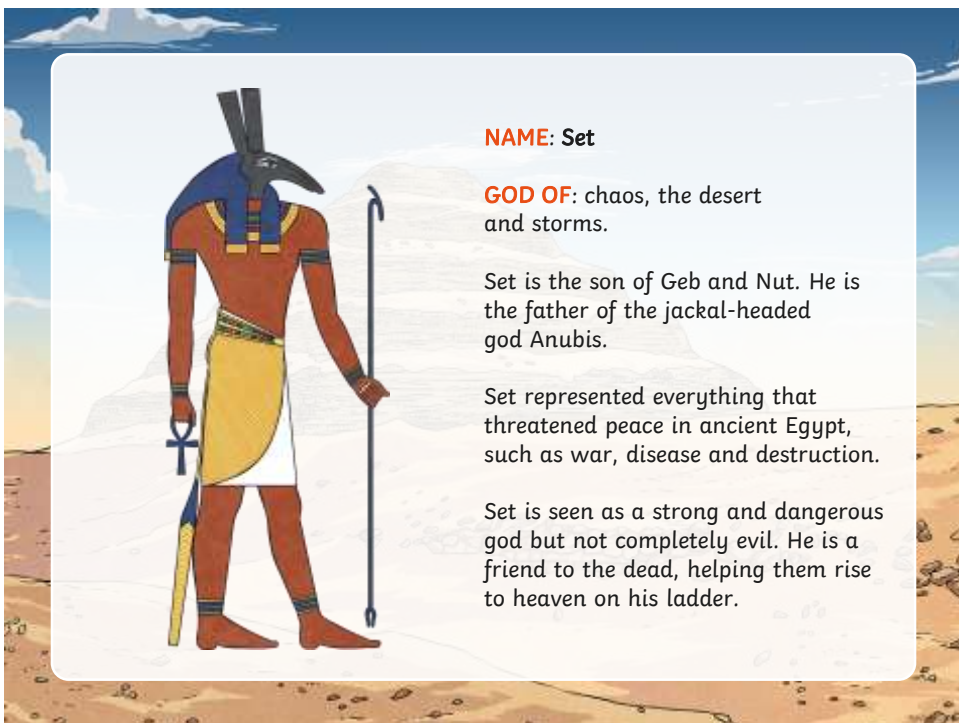
NAME: Isis

GODDESS OF: protecting the needy.

Isis is the wife of Osiris, King of Egypt. Isis was the daughter of the earth god Geb and the sky goddess Nut. She is also the sister of Osiris, Seth and Nephthys.

She is also the mother of Horus and has him sitting on her lap.

Isis was a good queen. She taught the women of Egypt how to bake and weave



NAME: Set

GOD OF: chaos, the desert and storms.

Set is the son of Geb and Nut. He is the father of the jackal-headed god Anubis.

Set represented everything that threatened peace in ancient Egypt, such as war, disease and destruction.

Set is seen as a strong and dangerous god but not completely evil. He is a friend to the dead, helping them rise to heaven on his ladder.