


# Wednesday - Jumpstart

## Apply

$4 + \square = 6$	$5 - \square = 3$
$14 + \square = 20$	$\square - 5 = 15$
$6 \times 5 =$	$\frac{1}{2}$ of 8 =
$5 \times \square = 20$	$\frac{2}{4}$ of 16 =

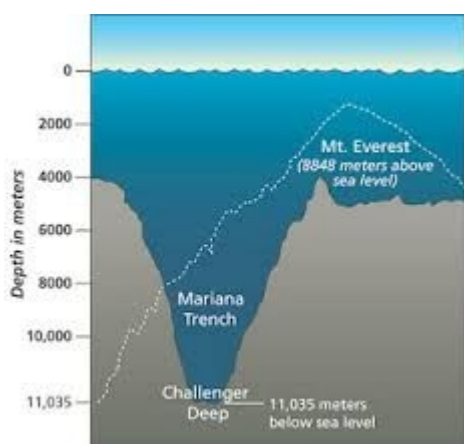
**Which shape does not have a line of symmetry.**



# The Bottom of the Sea

Did you know that more than two thirds of our world is covered by water? Some parts of the ocean are remarkably deep. The deepest depths of our oceans are home to some of the most mysterious and unusual creatures. Read on to find out about the monsters lurking at the bottom of the ocean.

## The Mariana Trench



*Mariana Trench is so deep that Everest would fit in with room to spare.*

The Mariana Trench is the deepest part of our planet. It is in the Pacific Ocean, east of China and near Guam. The bottom of the Mariana Trench is called 'Challenger Deep'. Challenger deep is nearly 11,000 metres beneath the Earth's surface. If you put Mount Everest - the world's tallest mountain - at the bottom of Challenger Deep, the peak of the mountain wouldn't even reach the surface of the sea!

Perhaps you're thinking that you might like to dive down there. Unfortunately, people can't swim to Challenger Deep. This is because:

- The pressure is so high that you would be crushed.
- The deeper you go into the sea, the darker it gets. Even if you could survive down there, you wouldn't be able to see anything.
- It is one of the coldest parts of the world.

Here are some of the strangest creatures known to be living in the deepest parts of the ocean.

## The Anglerfish

The anglerfish is one of the scariest fish you'll find in the ocean. It has a lure on the top of its head. This has a light on, which attracts little fish for the anglerfish to eat. The anglerfish has a huge head and sharp teeth.



## Deep Sea Jellyfish



These jellyfish come in all kinds of bright colours. They're very rare, so not much is known about them. They use their tentacles to attack fish and bring them in closer to eat

## The Vampire Squid

The vampire squid gets its name because of its red colour and also because it looks like it's wearing a cape. It feasts on anything it finds floating through the sea, but only eats about twice a week.



## The Frilled Shark



The frilled shark has 25 rows of teeth and pounces at little fish like a snake. They are very rare.

# Maths - Wednesday

If you have the ingredients, why not try some baking!



## Mrs Lee's Cupcake Recipe



You will need :

100g (4oz) of self-raising flour

100g (4oz) of butter or margarine

100g (4oz) of caster sugar

2 large eggs

A large mixing bowl


A wooden spoon or electric whisk

12 cupcake cases

A 12 hole Yorkshire pudding or muffin tin.

Some icing sugar and sprinkles or sweets for decoration.

1. First, prepare your tin by putting a cupcake case in each of the holes.
2. Now, weigh your butter and sugar into your bowl and whisk until thoroughly creamed - the mixture will be smooth and pale yellow when done. (if you are doing this with a wooden spoon it might take a while but don't give up!).
3. Next, add your eggs and whisk again. You might like to add a spoonful of flour as well to prevent the mixture curdling.
4. After that, carefully add your flour a little at a time and mix thoroughly.
5. Then, put an equal amount of mixture into each cupcake case and put into a preheated oven at 180 degrees celsius. **Be careful not to burn yourself – it may be a good idea to ask a grown up to do this for you.**
6. After 15 minutes, check your cupcakes, they should be nicely risen, golden and spring back when pressed with your finger.
7. When your cakes are cool you can decorate them with icing and sweets or sprinkles.
8. Finally, enjoy eating your yummy cupcakes.



# English - Tuesday & Wednesday

LI: To write from the first person perspective.



Activity 1:

**How many  
contractions can you  
write in 2 minutes?**

**E.g. I'm**

Activity 2:

**Look at the Winter Olympics events you can take part in on our website. Take part in as many as you'd like to, and write about how you did on each one. You can use the sentence starters below:**

I played...

I had to...

I enjoyed this because....


I think I was good at this because...

I don't think this was my best event because...

Monday - Science

L1: To identify parts of a tree.

Can you draw your own tree and label the parts of it?



Word bank	roots	trunk	branch
	leaves	crown	